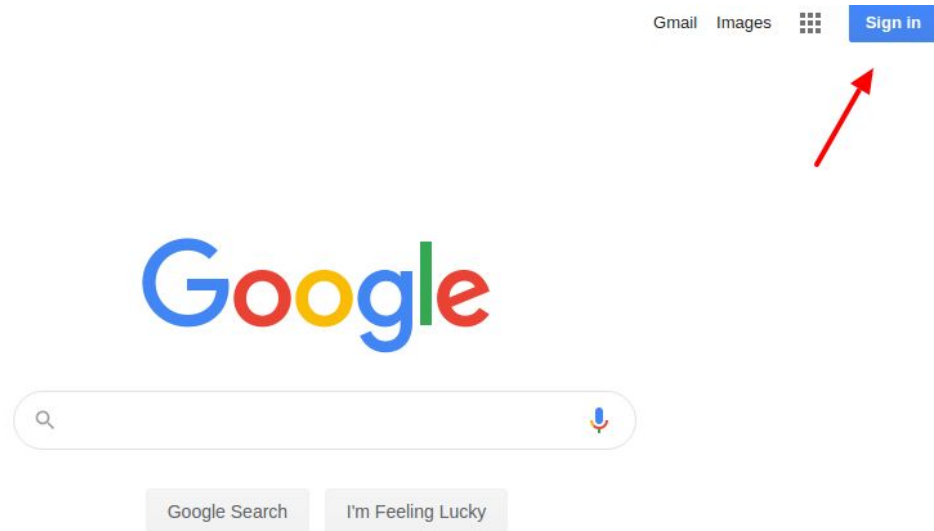



Log into student Think Central

1. Sign into Google Account




2. Type student email address and password.

 **Enter Student School Email address**

Sign in

Use your Google Account

Email or phone 

studentuser2322@student.lvusd.org

[Forgot email?](#)


Not your computer? Use Guest mode to sign in privately.
[Learn more](#)

[Create account](#) [Next](#)

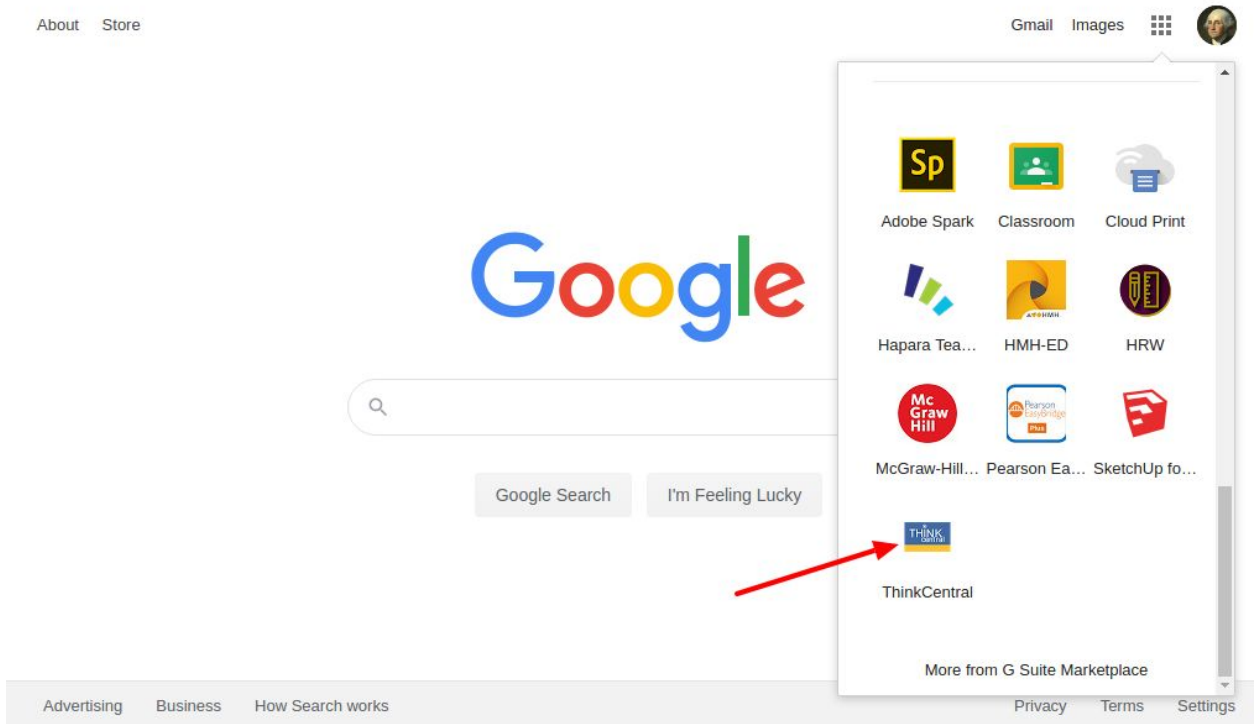
3. Click on the Google Apps waffle.



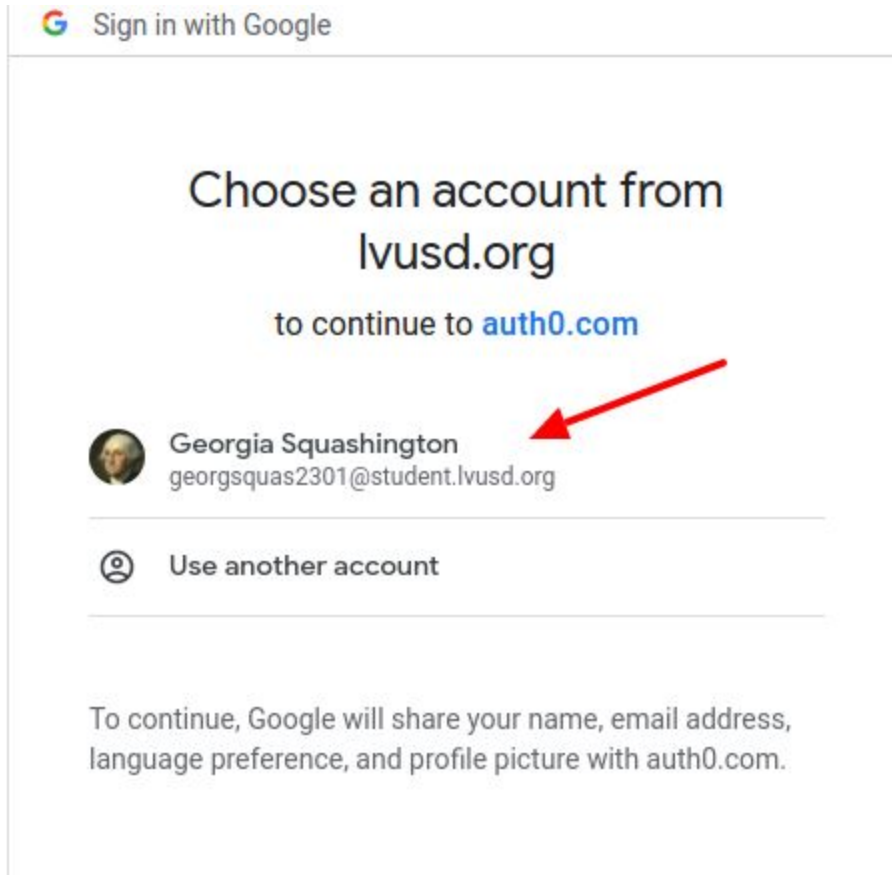
Google



4. Scroll down to find ThinkCentral icon and click on it.




5. Click on the student Google account to authorize.




6. You did it!


Things to Do **You did it!!**
Access all assignments, their due dates, and status



My Library



My Scores



Test 1	
1.	<input type="radio"/> A <input type="radio"/> B <input type="radio"/> C <input type="radio"/> D
2.	<input type="radio"/> A <input type="radio"/> B <input type="radio"/> C <input type="radio"/> D
3.	<input type="radio"/> A <input type="radio"/> B <input type="radio"/> C <input type="radio"/> D
4.	<input type="radio"/> A <input type="radio"/> B <input type="radio"/> C <input type="radio"/> D
5.	<input type="radio"/> A <input type="radio"/> B <input type="radio"/> C <input type="radio"/> D
6.	<input type="radio"/> A <input type="radio"/> B <input type="radio"/> C <input type="radio"/> D